

Scaled data based on original data using
LM-79-08 Approved Method: Electrical and Photometric Measurements of Solid-
State Lighting Products

Test Report Prepared for
Cooper Lighting Solutions
(formerly Eaton)

Brand: INVUE

Report Number: P173567

Luminaire Tested: **ENT-EXX-LED-E1-SLR-8030-CWB**

Issue Date: 03/03/2020

Test Information

Test Method: LM-79-08
Report Number: P173567
REPORT IS SCALED FROM IESNA LM-79-08 TEST DATA (P33647)
Test Lab: INNOVATION CENTER-P3
Issue Date: 03/03/2020
Manufacturer: COOPER LIGHTING SOLUTIONS (FORMERLY EATON)
Product Line: INVUE
Catalog Number: ENT-EXX-LED-E1-SLR-8030-CWB
Description: ENTRI LED LUMINAIRE, EMERGENCY MODE
LIGHTBARS WITH AccuLED OPTICS - 90° SPILL LIGHT ELIMINATOR RIGHT
Light Source: (42) 3000K CCT, 80 CRI LEDs
Ballast/Driver: -

Summary

Lumens per Lamp: N/A
Luminaire Lumens: 1330.5 lumens
Efficiency: N/A
Efficacy: 241.9 lumens/watt
Luminous Opening: Rectangular (W 1' x L: 0.33' x H: 0')
IES Classification: Type IV - Short - Non-Cutoff
BUG Rating: B0 - U0 - G1

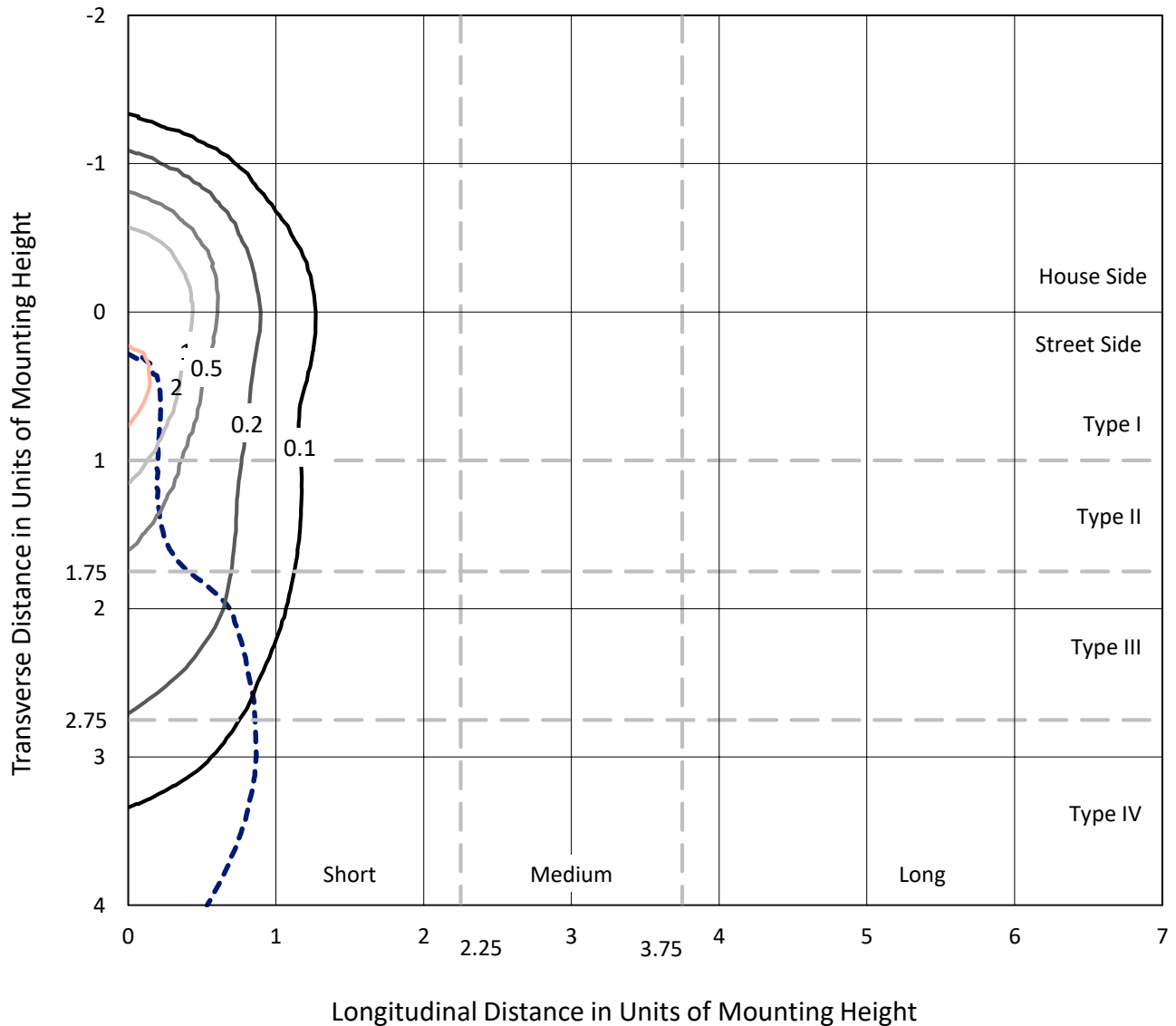
Input Watts (W): 5.5
Input Voltage (V): NR
Input Current (Ain): NR
Voltage Rise (V): NR
Power Factor: NR
Total Harmonic Distortion (THDi): NR
Frequency (hertz): 60
Stabilization Time: NR
Operation Time: NR
Ambient Temperature (°C): NR
Test Distance: 25 FT



REPORT NUMBER: P173567
 CATALOG NUMBER: ENT-EXX-LED-E1-SLR-8030-CWB

Iso-Footcandle Lines of Horizontal Illumination

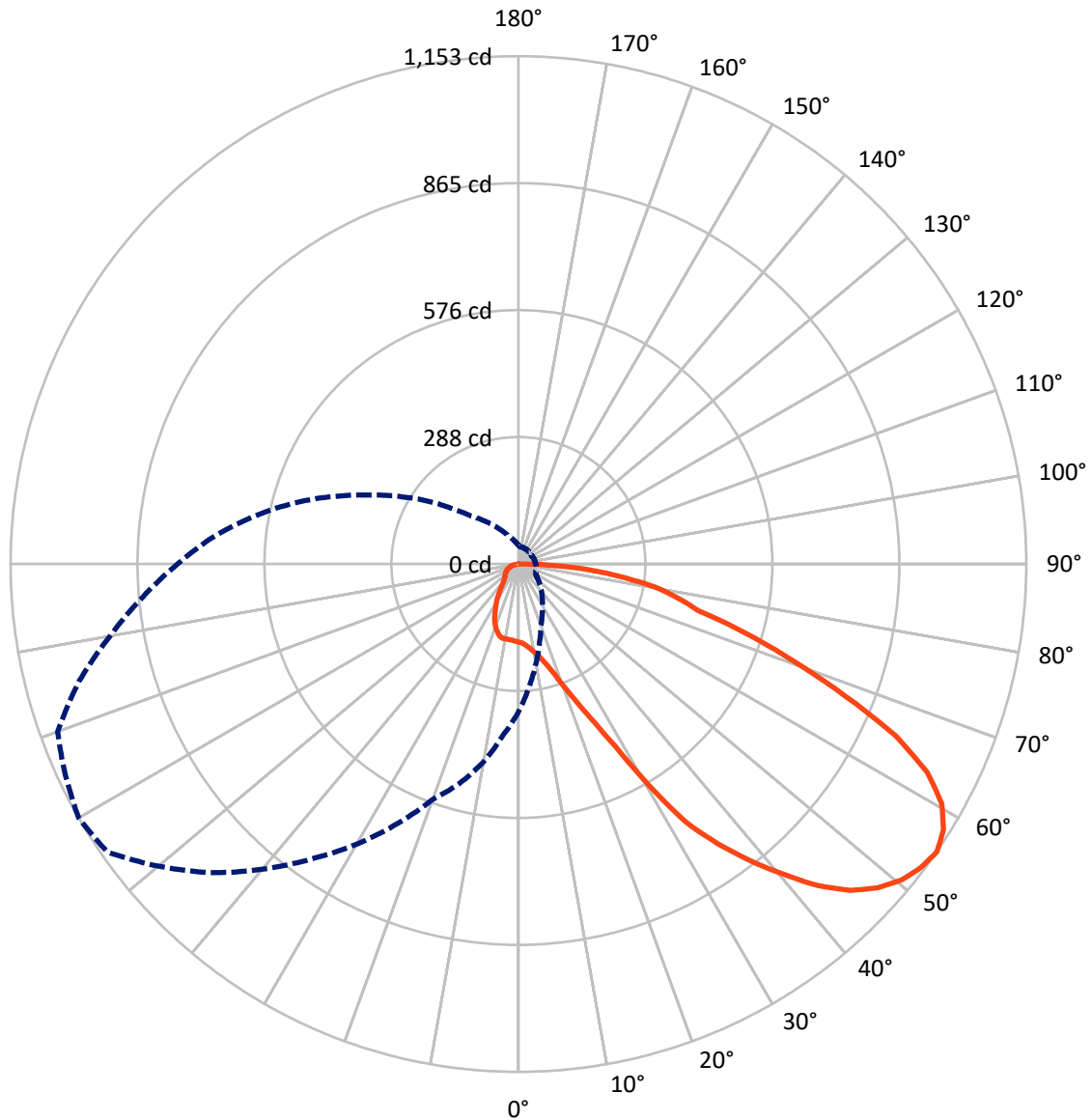
× Max cd
 - - - 1/2 Max cd



Based on 10 foot mounting height. Maximum calculated value = 2.7 fc
 Type IV - Short - Non-Cutoff

REPORT NUMBER: P173567
CATALOG NUMBER: ENT-EXX-LED-E1-SLR-8030-CWB

Luminous Intensity Polar Plot



— Vertical Plane Through 300-Deg Lateral - - - Horizontal Cone Through 55-Deg Vertical

REPORT NUMBER: P173567

CATALOG NUMBER: ENT-EXX-LED-E1-SLR-8030-CWB

FLUX DISTRIBUTION:

		Downward	Upward	Total
House Side	Lumens	332.6	0.0	332.6
	% Fixture	25.0	0.0	25.0
Street Side	Lumens	998.0	0.0	998.0
	% Fixture	75.0	0.0	75.0
Total	Lumens	1330.5	0.0	1330.5
	% Fixture	100.0	0.0	100.0

Coefficient of Utilization

ZONAL LUMENS:

Zone	Lumens	% Fixture
0°-10°	17.5	1.3
10°-20°	57.4	4.3
20°-30°	111.4	8.4
30°-40°	175.1	13.2
40°-50°	234.1	17.6
50°-60°	274.6	20.6
60°-70°	260.5	19.6
70°-80°	157.3	11.8
80°-90°	42.6	3.2
90°-100°	0.0	0.0
100°-110°	0.0	0.0
110°-120°	0.0	0.0
120°-130°	0.0	0.0
130°-140°	0.0	0.0
140°-150°	0.0	0.0
150°-160°	0.0	0.0
160°-170°	0.0	0.0
170°-180°	0.0	0.0
0°-90°	1330.5	100.0
0°-180°	1330.5	100.0



REPORT NUMBER: P173567

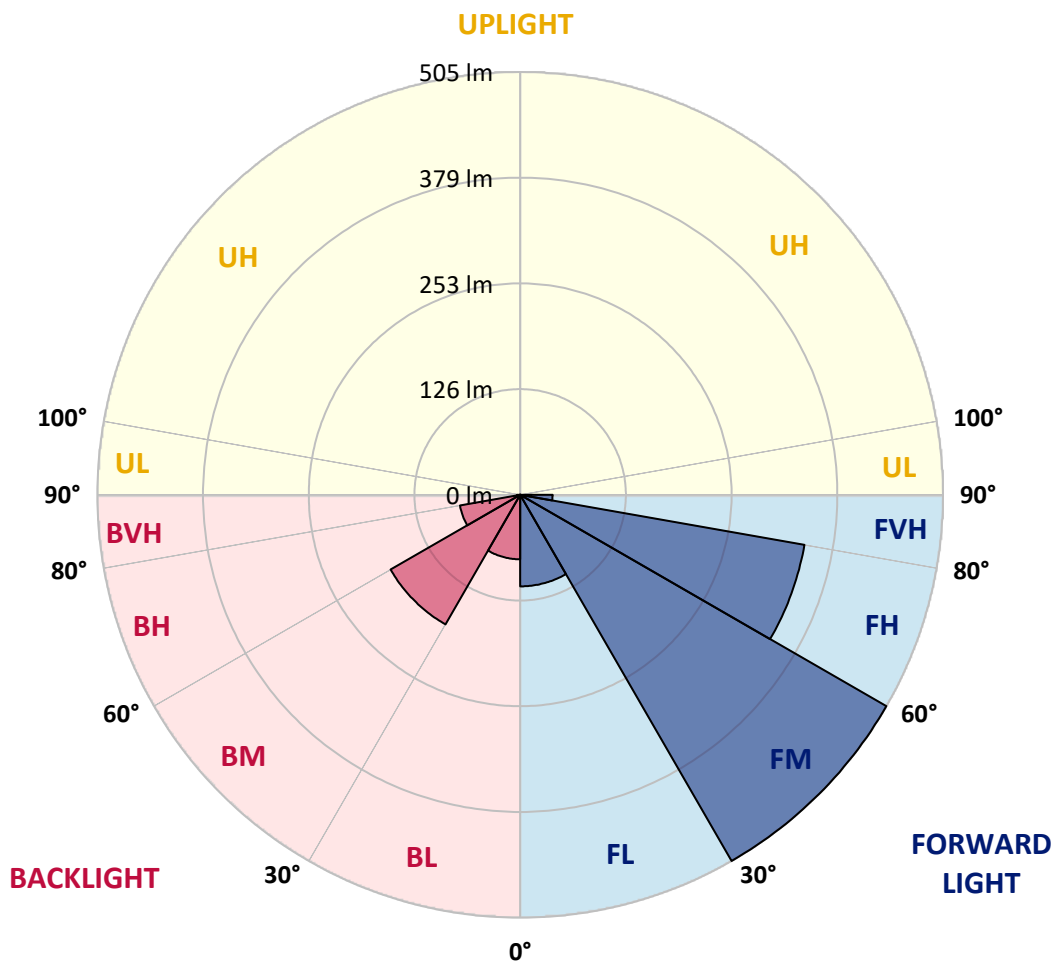
CATALOG NUMBER: ENT-EXX-LED-E1-SLR-8030-CWB

LUMINAIRE CLASSIFICATION SYSTEM LUMEN TABLE AND BUG RATING:

Zone		Lumens	% Fixture	Zone Rating/Lumen Limit		
				B	U	G
FL	(0°-30°)	109.3	8.2			
FM	(30°-60°)	505.1	38.0			
FH	(60°-80°)	344.8	25.9			G0/660
FVH	(80°-90°)	38.7	2.9			G1/100
BL	(0°-30°)	77.0	5.8	B0/110		
BM	(30°-60°)	178.7	13.4	B0/220		
BH	(60°-80°)	73.0	5.5	B0/110		G0/110
BVH	(80°-90°)	3.9	0.3			G0/10
UL	(90°-100°)	0.0	0.0		U0/0	
UH	(100°-180°)	0.0	0.0		U0/0	

BUG Rating: B0-U0-G1

Type IV Short





REPORT NUMBER: P173567

CATALOG NUMBER: ENT-EXX-LED-E1-SLR-8030-CWB

CANDELA DISTRIBUTION (FULL):

	0°	5°	10°	15°	20°	25°	30°	35°	40°	45°	50°
0°	177.4	177.4	177.4	177.4	177.4	177.4	177.4	177.4	177.4	177.4	177.4
2.5°	181.2	182.5	180.9	181.2	180.6	180.1	180.3	180.1	179.5	179.5	179.0
5°	185.5	185.8	184.7	184.4	183.9	183.1	183.3	182.5	182.0	181.4	180.3
7.5°	190.7	190.5	189.1	188.3	188.0	186.6	186.4	185.3	184.4	183.6	182.2
10°	198.7	196.5	194.8	193.4	192.9	191.3	189.9	189.4	188.0	186.1	185.0
12.5°	210.1	208.8	205.5	202.7	201.1	198.9	197.0	195.6	193.4	190.7	189.4
15°	230.6	226.2	222.4	218.3	215.0	211.5	206.9	203.3	199.5	194.8	191.3
17.5°	257.1	251.7	245.6	239.1	232.3	224.6	215.6	208.8	201.1	193.2	187.7
20°	289.6	279.5	271.1	258.5	245.9	233.9	219.7	207.7	196.8	186.4	178.4
22.5°	326.3	311.0	293.7	274.6	254.4	235.8	215.9	199.5	183.6	170.8	161.8
25°	368.1	344.0	317.8	288.8	259.9	232.3	207.7	187.2	170.2	154.9	144.8
27.5°	393.8	361.0	329.6	295.1	262.1	230.1	200.0	176.3	156.9	140.4	128.7
30°	399.2	366.1	329.3	291.8	257.7	222.7	189.9	163.4	141.8	124.6	112.9
32.5°	403.1	364.8	323.8	282.3	245.1	208.2	174.9	148.6	125.7	108.8	95.1
35°	404.2	359.6	313.4	267.2	228.2	190.5	157.1	129.5	109.6	92.9	80.6
37.5°	402.5	351.1	299.5	251.7	209.9	170.5	137.7	113.7	96.7	80.6	69.7
40°	395.9	340.5	286.9	236.6	191.3	150.5	121.3	100.6	86.1	73.8	65.3
42.5°	387.5	328.2	273.0	219.2	173.2	134.7	108.2	91.5	79.3	70.5	63.4
45°	376.8	315.3	258.5	203.6	157.9	122.7	100.6	86.6	77.1	69.4	62.8
47.5°	363.7	301.7	244.6	191.8	147.6	116.7	98.9	86.6	77.1	68.9	61.7
50°	351.4	289.4	233.9	184.4	142.9	116.9	100.6	87.7	76.8	67.8	59.8
52.5°	341.8	282.0	229.5	181.7	143.5	119.7	103.8	89.4	77.6	67.8	59.3
55°	335.8	279.0	229.0	184.2	149.2	127.1	109.0	94.3	81.4	70.0	60.1
57.5°	336.6	282.3	235.5	194.3	162.3	139.9	119.4	103.0	86.9	72.7	60.4
60°	345.1	293.2	251.4	218.1	184.2	157.1	132.5	110.7	89.4	71.9	58.5
62.5°	366.4	318.9	284.7	250.6	211.2	174.1	140.4	112.0	86.6	67.8	53.8
65°	406.9	365.1	332.3	289.6	233.6	181.2	139.6	107.9	81.4	61.2	47.6
67.5°	446.5	402.2	356.0	291.8	228.2	176.0	130.6	97.8	72.1	52.4	42.1
70°	484.7	427.4	368.1	289.1	212.3	151.4	109.0	81.7	57.4	43.7	36.1
72.5°	459.6	393.5	332.8	254.9	182.5	124.3	86.9	59.3	44.0	36.1	31.1
75°	350.9	305.0	252.2	195.6	134.7	87.7	57.9	42.1	33.9	28.4	25.4
77.5°	252.5	218.3	175.2	128.4	84.1	55.5	39.3	30.0	25.1	21.3	19.7
80°	146.5	125.7	98.1	70.8	48.1	34.7	26.2	21.3	18.3	15.6	15.0
82.5°	91.5	73.2	51.9	35.0	24.6	19.1	15.3	13.1	10.9	9.6	8.2
85°	39.6	28.4	16.1	9.0	6.8	5.2	4.1	3.6	3.0	2.7	2.2
87.5°	1.4	1.4	1.4	1.4	1.4	1.4	1.7	1.7	1.7	1.7	1.4
90°	0.0	0.0	0.0	0.0	0.0	0.0	0.0	0.0	0.0	0.0	0.0



REPORT NUMBER: P173567

CATALOG NUMBER: ENT-EXX-LED-E1-SLR-8030-CWB

CANDELA DISTRIBUTION (continued):

	55°	60°	65°	70°	75°	80°	85°	90°	95°	100°	105°
0°	177.4	177.4	177.4	177.4	177.4	177.4	177.4	177.4	177.4	177.4	177.4
2.5°	179.0	178.4	178.2	178.2	177.6	177.6	177.1	177.4	177.1	176.5	176.3
5°	180.1	179.3	178.7	178.2	177.4	177.1	176.5	176.5	175.7	174.9	174.6
7.5°	181.4	180.3	179.5	178.4	177.4	176.8	175.7	175.2	174.3	173.5	173.2
10°	184.2	182.2	180.9	179.5	177.6	176.5	174.9	174.1	173.2	172.1	171.6
12.5°	187.2	184.7	182.8	179.5	177.6	175.7	174.1	172.4	170.8	169.7	169.4
15°	187.2	184.2	180.1	177.1	174.3	171.6	170.0	168.3	166.4	165.6	165.3
17.5°	182.5	177.4	173.5	170.2	167.8	165.6	164.0	163.1	161.5	159.8	159.3
20°	171.9	165.9	161.5	157.9	155.2	153.0	152.5	151.7	150.8	150.8	151.1
22.5°	154.4	147.8	144.0	140.2	137.2	136.1	136.4	137.2	137.4	137.2	139.1
25°	136.9	130.6	125.4	121.9	118.3	119.1	118.0	120.0	120.8	121.1	123.2
27.5°	120.0	113.1	107.7	104.6	103.0	101.9	101.1	103.6	104.1	106.0	107.9
30°	101.9	95.6	89.4	86.9	85.5	84.7	85.0	87.2	88.5	91.3	92.9
32.5°	85.2	77.6	72.9	69.7	68.3	68.1	68.3	70.0	71.6	75.1	77.6
35°	71.0	63.7	59.8	57.9	56.0	55.2	56.0	56.6	57.1	60.1	63.1
37.5°	62.8	57.7	54.7	52.7	51.4	50.5	50.5	50.3	50.5	51.1	52.4
40°	59.3	55.5	52.7	50.8	49.7	49.2	48.9	48.6	48.4	48.4	48.4
42.5°	57.9	53.6	50.8	49.2	48.6	48.6	48.6	48.4	47.8	47.3	47.0
45°	56.9	52.2	49.2	47.8	47.8	47.8	48.1	47.8	47.3	46.5	45.6
47.5°	54.9	50.3	47.6	46.5	46.5	46.5	46.7	46.5	45.9	45.4	44.5
50°	52.7	47.8	45.1	44.3	44.0	44.0	43.7	43.4	43.2	42.6	41.8
52.5°	51.4	46.2	43.7	43.2	42.6	42.3	41.8	41.5	41.0	40.7	39.9
55°	51.1	45.1	42.9	42.3	41.8	41.0	39.9	39.3	38.3	38.0	37.4
57.5°	50.3	44.0	41.5	40.2	38.8	38.0	36.9	36.4	35.8	35.3	34.7
60°	47.6	40.7	37.7	36.9	36.1	35.8	35.3	34.7	33.9	33.1	32.0
62.5°	42.3	36.6	34.7	34.4	34.2	33.6	33.1	32.2	31.7	30.6	29.5
65°	38.3	34.4	33.3	32.8	32.5	31.7	31.1	30.6	29.8	29.0	27.9
67.5°	34.7	32.0	31.4	30.6	30.3	29.8	29.0	28.4	27.6	26.8	25.7
70°	31.4	29.2	29.0	28.4	27.9	27.6	26.5	25.7	25.4	24.3	23.5
72.5°	27.9	26.5	26.0	25.4	24.9	24.6	24.1	23.5	23.0	21.9	20.8
75°	23.2	22.7	22.4	21.9	21.6	21.0	20.2	19.4	19.1	18.3	17.5
77.5°	18.6	18.0	18.0	17.5	16.7	15.9	15.0	13.9	13.9	13.9	13.4
80°	13.1	12.6	11.8	11.5	10.9	10.4	9.6	9.0	8.5	8.5	8.5
82.5°	7.6	7.4	6.8	6.0	5.5	5.2	4.4	3.8	3.6	3.0	3.0
85°	1.7	1.7	1.1	1.1	0.8	0.8	0.8	0.6	0.6	0.3	0.3
87.5°	1.4	1.4	1.4	1.1	1.1	1.1	0.8	0.8	0.8	0.6	0.6
90°	0.0	0.0	0.0	0.0	0.0	0.0	0.0	0.0	0.0	0.0	0.0



REPORT NUMBER: P173567

CATALOG NUMBER: ENT-EXX-LED-E1-SLR-8030-CWB

CANDELA DISTRIBUTION (continued):

	110°	115°	120°	125°	130°	135°	140°	145°	150°	155°	160°
0°	177.4	177.4	177.4	177.4	177.4	177.4	177.4	177.4	177.4	177.4	177.4
2.5°	176.3	176.0	175.4	174.3	174.1	173.8	174.1	174.1	173.8	174.1	174.3
5°	174.6	174.3	173.5	173.0	172.4	172.4	174.1	174.1	173.2	173.5	174.6
7.5°	173.2	173.2	172.7	172.4	172.7	173.5	174.9	176.0	175.7	177.4	177.9
10°	171.6	171.9	172.1	173.2	174.9	176.3	178.4	180.3	180.9	182.2	183.1
12.5°	170.0	171.0	172.4	174.6	176.8	179.0	181.4	183.6	183.9	185.3	186.4
15°	165.9	167.5	169.4	171.9	175.2	177.6	181.2	182.8	183.3	184.2	185.5
17.5°	159.6	160.4	161.8	164.5	168.1	171.3	175.4	178.2	179.8	180.9	181.4
20°	151.1	152.8	153.6	156.0	157.9	160.4	165.9	169.4	172.7	174.3	176.0
22.5°	139.3	141.3	143.2	145.6	146.7	148.4	153.6	159.0	164.0	167.2	169.1
25°	124.6	126.8	129.5	132.5	133.9	135.5	141.5	147.0	153.0	158.8	161.5
27.5°	109.9	112.6	115.3	118.9	121.1	123.0	128.1	133.4	139.6	145.1	147.8
30°	95.6	99.5	101.9	106.0	107.9	109.9	114.5	120.2	124.6	130.9	134.4
32.5°	80.9	83.6	88.3	92.9	95.1	97.0	101.4	106.3	110.1	116.4	121.6
35°	67.5	70.0	74.9	79.5	80.9	83.9	88.3	92.6	96.2	101.9	106.8
37.5°	54.9	59.0	62.8	66.4	69.4	71.6	75.7	79.5	81.4	86.9	92.1
40°	48.9	50.8	53.6	56.9	58.8	60.9	63.9	67.2	69.4	73.2	77.6
42.5°	46.7	46.7	47.6	49.2	51.6	52.7	55.5	57.1	60.1	61.7	65.6
45°	45.1	44.5	44.8	44.8	45.6	46.5	48.6	50.3	52.2	53.6	56.0
47.5°	43.7	42.6	42.3	41.8	41.5	42.1	43.7	45.1	45.9	47.0	47.8
50°	40.7	39.9	39.1	38.5	38.3	38.8	40.2	41.2	41.5	42.1	42.6
52.5°	39.1	38.0	37.2	36.4	36.4	36.9	38.0	38.8	39.1	39.3	39.9
55°	36.9	36.4	35.8	35.0	34.7	35.5	36.4	37.2	37.7	37.7	38.3
57.5°	34.2	33.6	34.2	33.9	33.6	34.2	35.3	36.1	36.4	36.4	36.6
60°	31.4	31.1	31.1	31.7	32.2	33.1	33.9	35.0	34.7	34.2	34.4
62.5°	29.0	28.7	29.0	29.8	30.6	31.4	32.5	33.3	32.5	32.0	32.0
65°	27.3	27.1	27.3	27.6	27.9	28.7	30.0	30.3	29.8	29.8	29.8
67.5°	25.1	24.9	24.6	24.9	25.1	25.4	26.5	26.8	26.8	26.8	26.8
70°	22.4	22.1	21.9	21.9	21.9	22.1	22.4	23.0	23.5	24.1	24.3
72.5°	19.4	18.8	18.8	18.8	18.3	18.6	18.8	19.9	20.5	21.0	21.6
75°	16.4	15.9	15.9	15.3	15.6	15.9	15.9	16.4	16.9	17.8	18.3
77.5°	12.9	12.9	12.9	12.6	12.6	12.9	13.1	13.1	13.7	14.5	15.3
80°	8.2	8.2	8.7	9.0	9.3	9.6	10.1	10.4	10.7	11.5	11.8
82.5°	3.0	3.3	3.6	3.6	4.4	5.5	5.7	6.6	7.1	7.9	7.9
85°	0.3	0.3	0.3	0.3	0.3	0.6	0.8	1.1	1.7	2.5	3.0
87.5°	0.6	0.3	0.3	0.3	0.0	0.0	0.0	0.0	0.0	0.0	0.0
90°	0.0	0.0	0.0	0.0	0.0	0.0	0.0	0.0	0.0	0.0	0.0



REPORT NUMBER: P173567

CATALOG NUMBER: ENT-EXX-LED-E1-SLR-8030-CWB

CANDELA DISTRIBUTION (continued):

	165°	170°	175°	180°	185°	190°	195°	200°	205°	210°	215°
0°	177.4	177.4	177.4	177.4	177.4	177.4	177.4	177.4	177.4	177.4	177.4
2.5°	174.6	175.4	175.2	174.9	175.2	175.7	175.4	175.7	176.0	176.5	176.3
5°	174.9	175.7	176.0	176.0	176.5	177.4	177.4	177.6	177.9	178.4	178.4
7.5°	178.7	180.6	180.6	180.9	181.7	182.5	182.8	183.1	182.8	182.8	182.8
10°	184.4	186.6	186.9	188.3	189.4	189.1	189.1	189.4	188.8	188.3	187.5
12.5°	187.5	189.4	189.9	191.3	192.9	193.2	194.0	194.5	194.0	192.6	191.3
15°	186.6	188.3	189.4	191.0	192.9	194.0	195.6	196.2	195.9	194.3	192.6
17.5°	183.1	185.0	186.4	188.6	190.7	192.4	194.0	194.8	194.8	193.4	192.4
20°	177.4	179.5	181.4	183.9	186.6	188.6	190.5	191.0	191.0	190.5	191.3
22.5°	171.3	173.8	176.0	178.4	182.0	183.9	186.1	187.7	188.6	189.6	193.2
25°	163.7	164.8	167.5	170.2	175.2	178.4	183.1	187.5	191.8	196.8	203.8
27.5°	150.3	152.2	155.5	159.3	164.2	170.2	178.7	187.2	195.1	202.5	211.2
30°	139.1	142.6	146.2	150.5	155.8	161.5	171.3	182.2	191.8	200.6	210.1
32.5°	127.1	131.4	136.1	141.8	146.7	151.9	160.1	172.1	183.6	193.4	203.6
35°	113.1	117.8	122.4	128.4	133.6	140.2	147.6	159.3	172.4	183.6	195.6
37.5°	98.1	102.2	107.4	112.9	118.9	126.5	134.4	145.4	159.0	171.0	184.7
40°	83.9	88.3	93.4	99.5	105.5	113.7	122.7	133.1	145.6	158.5	173.0
42.5°	70.5	76.2	81.7	87.7	94.0	101.7	111.2	122.4	135.0	148.6	164.0
45°	59.3	63.7	69.4	74.3	81.2	88.5	98.4	111.0	125.4	139.9	156.0
47.5°	49.5	52.2	57.1	63.1	69.4	77.1	85.2	97.8	112.6	128.4	146.5
50°	43.4	44.8	48.4	53.8	59.8	67.5	74.6	85.5	100.3	115.9	134.4
52.5°	40.4	41.0	42.9	47.0	52.7	59.6	67.2	76.5	89.6	104.9	122.7
55°	38.8	39.1	39.6	42.6	47.6	53.8	61.5	68.9	80.6	95.1	112.3
57.5°	36.9	37.2	37.4	39.1	42.6	48.1	54.7	60.7	71.3	84.1	100.6
60°	35.0	35.5	36.1	36.6	39.1	42.6	47.6	52.7	60.1	71.3	84.7
62.5°	32.5	33.1	33.9	34.4	35.3	37.4	40.4	43.7	47.6	55.5	66.4
65°	30.3	30.9	31.1	31.4	32.0	32.5	33.6	34.4	36.4	41.0	48.6
67.5°	27.3	27.9	27.9	28.1	28.4	28.4	29.0	29.2	29.8	31.1	34.4
70°	24.9	25.1	25.4	25.7	25.7	25.7	25.4	25.7	25.4	25.4	26.8
72.5°	21.9	22.1	22.4	22.7	23.0	23.2	23.5	23.5	23.2	22.7	22.7
75°	18.6	18.6	19.1	19.4	19.7	20.5	21.0	20.5	20.5	20.2	20.2
77.5°	15.6	16.1	16.4	16.4	16.9	17.8	18.3	18.0	17.2	17.2	17.5
80°	12.0	12.3	12.6	12.9	13.1	13.9	14.8	15.0	14.5	14.8	14.8
82.5°	7.9	8.2	8.7	9.0	9.3	10.1	10.9	11.8	11.5	12.0	11.5
85°	3.6	4.1	4.4	4.4	5.2	6.0	7.1	7.9	9.0	9.3	8.5
87.5°	0.0	0.3	0.3	0.3	1.1	1.9	3.6	5.5	7.4	5.7	4.4
90°	0.0	0.0	0.0	0.0	0.0	0.0	0.0	0.0	0.0	0.0	0.0



REPORT NUMBER: P173567

CATALOG NUMBER: ENT-EXX-LED-E1-SLR-8030-CWB

CANDELA DISTRIBUTION (continued):

	220°	225°	230°	235°	240°	245°	250°	255°	260°	265°	270°
0°	177.4	177.4	177.4	177.4	177.4	177.4	177.4	177.4	177.4	177.4	177.4
2.5°	176.3	176.5	176.8	177.1	177.1	177.6	177.9	178.4	178.7	178.7	178.7
5°	178.7	178.7	179.3	179.5	179.8	180.6	180.9	181.7	182.5	182.8	183.6
7.5°	182.2	182.2	182.2	183.1	183.3	183.9	184.4	185.8	186.9	187.5	188.3
10°	186.9	186.1	185.8	186.1	186.1	186.6	188.0	188.8	190.2	192.6	194.3
12.5°	189.6	188.3	188.3	187.5	188.0	188.6	189.9	191.8	194.0	197.6	200.8
15°	191.3	189.9	189.9	189.9	191.3	192.4	194.8	197.8	201.9	206.9	211.8
17.5°	191.8	191.8	192.9	193.7	196.8	198.9	203.3	207.7	212.9	219.7	227.1
20°	193.2	195.4	198.4	200.6	203.8	207.4	211.8	218.3	227.1	235.8	245.6
22.5°	197.8	203.3	207.1	212.0	217.5	221.9	227.1	236.4	245.9	256.9	269.1
25°	211.5	219.2	226.2	231.7	239.9	247.3	254.7	268.1	280.3	292.9	309.6
27.5°	222.2	232.3	242.9	251.7	264.5	275.2	285.3	301.4	315.1	335.8	353.6
30°	223.0	235.5	250.0	264.2	280.3	295.7	314.5	330.4	350.6	375.4	398.7
32.5°	218.1	231.7	248.4	265.6	285.8	306.6	329.0	354.4	377.6	405.5	435.8
35°	210.7	226.2	244.6	264.0	287.5	312.3	339.1	370.8	400.0	434.7	472.5
37.5°	201.7	219.2	239.9	262.6	288.8	318.1	351.7	389.4	427.1	472.5	519.4
40°	191.3	209.3	232.8	258.8	290.5	326.8	368.1	412.3	461.8	515.9	566.5
42.5°	181.7	200.3	224.9	254.1	292.4	338.8	390.7	445.7	502.8	558.0	615.6
45°	174.9	194.5	219.7	252.8	297.3	352.8	413.2	476.8	540.5	600.9	663.7
47.5°	167.5	188.6	216.7	253.6	302.5	363.2	429.8	500.1	567.6	636.9	702.8
50°	155.8	180.6	213.9	255.8	307.1	369.7	440.5	515.1	588.9	663.7	736.7
52.5°	143.2	168.1	206.9	254.9	308.8	371.6	446.0	524.9	603.6	682.6	760.2
55°	131.7	155.5	194.5	247.3	305.2	369.7	447.6	530.6	613.2	696.5	773.6
57.5°	119.4	143.5	178.2	231.7	292.6	361.5	441.8	527.9	616.4	705.5	781.2
60°	103.3	127.3	159.8	207.4	270.5	342.7	423.3	511.3	602.0	697.1	772.5
62.5°	82.5	105.2	134.7	177.1	240.5	310.7	389.4	476.8	559.1	662.9	739.7
65°	59.3	78.4	103.0	140.7	195.4	267.0	347.0	423.5	498.1	602.0	687.2
67.5°	40.2	53.3	71.0	100.3	146.2	208.8	283.6	354.1	428.5	525.5	624.9
70°	29.2	36.4	46.2	65.0	96.7	144.8	204.1	269.1	330.9	419.7	526.3
72.5°	23.8	27.3	32.8	41.5	59.0	89.4	134.4	184.7	235.3	295.4	397.0
75°	21.0	23.0	26.0	30.3	36.4	51.9	78.7	115.0	155.8	193.7	278.7
77.5°	18.6	19.7	21.0	23.0	26.0	32.0	46.5	66.4	91.8	122.2	173.2
80°	14.8	15.9	16.9	18.3	20.2	22.7	28.7	38.3	53.3	67.2	98.9
82.5°	11.5	12.6	13.7	15.3	15.9	16.1	18.6	21.9	28.1	38.0	56.6
85°	8.5	9.3	9.8	10.4	10.4	10.7	11.2	12.0	16.1	27.9	41.2
87.5°	3.8	3.8	3.8	3.3	3.6	2.7	3.0	3.3	5.2	6.0	9.6
90°	0.0	0.0	0.0	0.0	0.0	0.0	0.0	0.0	0.0	0.0	0.0



REPORT NUMBER: P173567
 CATALOG NUMBER: ENT-EXX-LED-E1-SLR-8030-CWB

REPORT N
 CATALOG

CANDELA DISTRIBUTION (continued):

CANDELA

	275°	280°	285°	290°	295°	300°	305°	310°	315°	320°	325°	
0°	177.4	177.4	177.4	177.4	177.4	177.4	177.4	177.4	177.4	177.4	177.4	0°
2.5°	179.5	179.5	179.3	179.3	180.1	179.8	180.3	180.3	180.1	180.1	180.9	2.5°
5°	184.2	185.0	184.4	185.3	185.8	186.1	186.6	186.1	187.2	185.8	186.1	5°
7.5°	190.2	190.7	191.3	192.4	193.7	194.0	194.8	194.5	195.4	194.5	193.4	7.5°
10°	196.5	198.4	200.3	201.1	203.8	204.4	204.4	205.8	207.1	205.5	203.6	10°
12.5°	203.8	207.4	211.2	213.1	215.6	217.5	216.7	219.4	220.8	219.7	218.3	12.5°
15°	216.7	222.2	226.5	229.5	231.7	235.5	235.0	240.2	242.1	241.3	241.6	15°
17.5°	233.6	241.0	248.4	253.6	255.8	261.2	262.1	270.2	275.4	274.6	273.3	17.5°
20°	255.2	265.9	276.3	282.8	283.6	297.9	301.1	308.2	314.0	316.2	315.9	20°
22.5°	282.5	295.1	306.6	319.2	330.9	341.3	348.7	361.5	366.7	371.6	370.3	22.5°
25°	320.3	337.7	358.0	368.9	384.7	394.3	410.7	427.1	432.3	436.9	442.9	25°
27.5°	374.1	397.9	412.1	436.4	453.6	467.5	493.5	515.6	528.2	524.4	522.5	27.5°
30°	425.5	454.7	489.1	522.7	546.8	581.8	600.9	618.9	627.1	615.1	599.8	30°
32.5°	468.9	511.8	562.3	613.5	658.3	699.3	711.3	720.0	704.4	688.1	643.3	32.5°
35°	514.5	568.9	627.4	693.0	740.0	780.1	805.0	814.3	780.9	732.3	671.6	35°
37.5°	569.2	625.5	688.6	760.5	813.7	854.5	865.4	869.5	824.7	761.8	702.8	37.5°
40°	618.9	683.1	760.5	826.9	892.2	926.3	932.6	930.4	870.9	796.5	741.3	40°
42.5°	673.8	742.2	829.3	906.1	963.5	998.5	992.7	983.2	915.4	840.3	779.3	42.5°
45°	727.1	798.4	893.8	978.0	1031.2	1057.0	1046.6	1022.8	957.5	873.9	809.1	45°
47.5°	773.9	845.4	947.1	1034.8	1076.6	1098.2	1087.0	1057.0	986.4	896.5	825.5	47.5°
50°	811.3	891.1	990.3	1074.4	1111.1	1127.4	1120.9	1077.4	1003.4	910.5	832.9	50°
52.5°	840.5	925.0	1023.1	1101.8	1128.2	1144.4	1140.5	1081.3	1005.6	912.7	829.3	52.5°
55°	855.8	941.1	1033.2	1113.2	1134.6	1152.9	1139.4	1067.1	991.1	904.5	817.0	55°
57.5°	858.0	940.0	1024.7	1102.8	1129.3	1137.8	1118.1	1040.0	961.6	879.0	799.5	57.5°
60°	837.2	909.9	990.8	1072.5	1110.2	1104.2	1077.2	993.0	919.8	843.8	780.1	60°
62.5°	790.8	847.6	924.4	1005.3	1056.7	1041.1	1019.2	938.6	864.0	788.1	750.1	62.5°
65°	731.2	768.4	819.5	898.7	946.3	941.9	931.8	872.0	797.9	725.5	701.2	65°
67.5°	672.7	697.4	724.1	782.6	804.7	800.3	801.7	761.3	707.7	637.2	637.8	67.5°
70°	582.8	603.3	630.1	666.5	690.0	665.9	637.5	594.0	562.9	553.3	584.2	70°
72.5°	453.3	480.4	499.5	534.8	555.3	542.1	518.9	480.9	445.7	458.0	527.1	72.5°
75°	340.8	356.3	383.9	416.4	429.3	421.3	438.3	442.7	429.0	420.8	444.3	75°
77.5°	239.6	255.5	286.9	324.1	351.7	368.9	395.9	430.4	433.6	421.6	377.1	77.5°
80°	160.9	171.9	191.3	223.2	267.8	312.6	350.1	396.5	391.6	365.6	317.0	80°
82.5°	98.7	111.2	127.6	155.2	187.5	230.9	266.1	305.2	303.9	280.1	256.0	82.5°
85°	66.1	85.8	106.8	127.6	143.5	157.1	170.5	211.5	227.3	209.1	182.8	85°
87.5°	27.9	47.0	59.6	62.6	67.8	68.3	82.2	101.4	108.8	124.1	122.4	87.5°
90°	0.0	0.0	0.0	0.0	0.0	0.0	0.0	0.0	0.0	0.0	0.0	90°



NUMBER: P173567

NUMBER: ENT-EXX-LED-E1-SLR-8030-CWB

DISTRIBUTION (continued):

330°	335°	340°	345°	350°	355°	360°
177.4	177.4	177.4	177.4	177.4	177.4	177.4
181.2	180.9	180.9	180.9	181.2	180.9	181.2
186.6	186.1	185.8	185.8	185.5	185.5	185.5
193.7	192.6	192.6	191.8	191.5	190.7	190.7
203.3	202.2	201.9	199.8	199.8	197.8	198.7
217.2	217.2	217.2	214.5	213.9	210.7	210.1
241.3	239.1	241.0	236.4	236.1	231.7	230.6
273.8	273.8	270.0	267.8	266.4	260.1	257.1
317.0	317.3	310.7	304.7	301.9	294.9	289.6
371.9	366.7	358.5	354.1	349.8	338.0	326.3
444.0	441.8	427.4	411.5	405.0	387.2	368.1
514.8	510.2	486.9	459.9	443.2	418.9	393.8
577.1	546.5	518.9	486.4	461.0	430.6	399.2
609.6	571.1	530.9	504.2	472.2	438.6	403.1
634.8	593.5	553.6	518.9	482.8	444.8	404.2
666.7	623.3	579.3	538.0	494.0	449.5	402.5
702.3	652.5	598.2	548.1	498.7	447.9	395.9
731.8	671.6	607.7	551.4	497.0	441.0	387.5
748.1	679.6	608.5	547.9	490.5	432.5	376.8
755.8	679.8	603.1	539.9	481.8	420.5	363.7
755.0	673.0	592.7	529.3	471.9	408.0	351.4
746.8	661.8	580.7	520.8	463.4	397.3	341.8
734.2	649.8	568.6	515.1	456.3	388.6	335.8
720.0	639.4	559.9	514.0	452.2	386.9	336.6
713.7	640.5	565.4	506.3	450.1	390.5	345.1
709.6	650.9	576.6	511.5	453.6	405.5	366.4
693.0	665.4	593.8	530.1	479.3	440.8	406.9
673.0	669.5	600.6	541.0	508.5	486.6	446.5
652.3	665.1	610.5	569.7	551.7	542.9	484.7
618.9	633.7	582.8	558.5	553.1	546.8	459.6
516.2	518.9	480.1	466.7	476.3	461.5	350.9
371.1	378.2	353.0	356.6	387.7	355.8	252.5
274.9	247.0	231.2	241.8	271.6	226.0	146.5
226.5	183.3	155.5	170.0	181.4	133.4	91.5
174.3	139.9	115.0	92.9	88.5	57.1	39.6
136.9	101.1	56.3	31.7	21.3	1.4	1.4
0.0	0.0	0.0	0.0	0.0	0.0	0.0

(END OF REPORT)